





# SPaG: Using the Passive

<p><b>Aim:</b> Be able to use the passive to affect the presentation of information in a sentence.</p> <p>I can recognise when a sentence is passive or active and use the passive in my own writing.</p>	<p><b>Prior Learning:</b> New concept. Revision of the terms noun, noun phrase and pronoun will be beneficial.</p>	<p><b>Resources:</b> <a href="#">Lesson Pack</a> Coloured pens/pencils or highlighters Scissors</p>
<p><b>Success Criteria:</b> I can identify the subject, verb and object in an active sentence. I can identify the past participle and preposition phrase in a passive sentence. I can recognise if a sentence is active or passive. I can change a sentence from active to passive. I can use the passive in my own writing.</p>	<p><b>Key/New Words:</b> Subject, object, verb, passive, active, past participle, tense, preposition phrase.</p>	<p><b>Preparation:</b> <a href="#">Parts of a Sentence Activity Sheet</a> - 1 per pair <a href="#">Active to Passive Activity Sheet</a> - 1 per child <a href="#">Spot the Passive Game</a> - 1 per pair <a href="#">Passive Sentence Builder Activity Sheet</a> - 1 per child <a href="#">Assessment and Application Activity Sheet</a> - 1 per child</p>

	<p><b>Introductory Activity: Parts of a Sentence</b> Read through the information about subjects, verbs and objects in active sentences on the slide. Children then work in pairs to highlight the subject, verb and object in the first four sentences on their <a href="#">Parts of a Sentence Activity Sheet</a>. Go through these together on the Lesson Presentation ensuring children understand. Then read the information about passive sentences before asking children to highlight the subject, past participle and preposition phrase in the remaining sentences on their sheet. Again, discuss these together to check children understand. Can children correctly identify the different parts of the sentence?</p>
	<p><b>Independent Focused Activity: Active to Passive</b> Children complete the differentiated <a href="#">Active to Passive Activity Sheets</a>. Check that children can change the relevant parts of the sentence to change sentences from active to passive.</p>
	<p><b>Review Activity</b> Re-cap how to recognise a passive sentence. Children then play the <a href="#">Spot the Passive Game</a> in pairs. Look for children who can quickly identify the passive sentences.</p>

	<p><b>Consolidation Activity: Passive Sentence Builder</b> Children complete the differentiated <a href="#">Passive Sentence Builder Activity Sheet</a>. Look for children who can confidently construct their own passive sentences.</p>
--	---

	<p><b>Assessment/Application Activity: Using the Passive</b> Ask the children complete the <a href="#">Using the Passive Mini-Test</a> to help you assess their understanding.</p>
--	--